








凡例

-  田
-  畑
-  樹園地
-  採草放牧地
-  農業用施設用地
-  農業振興地域界
-  市境界

S = 1 : 5,000

50 0 50 100 150 200 250 300 350 (m)

