

How to separate and put out "Miscellaneous paper" and other color bottles

"Miscellaneous paper" (flammable recyclable waste)

What is "miscellaneous paper"?

Example




Candy / food box

※ Odor or dirt free

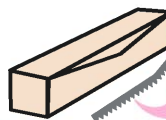


Core of toilet paper or plastic wrap, etc.



Tissue paper box

Vinyl of the outlet is "general waste"




Metal blade is "crushable large garbage"

Plastic wrap box



paper bag

※ Remove handles except things made of paper



calendar

Metal parts are "crushable large garbage"



Copy paper



Collection Day



Flammable recyclable waste

● Area A

Every Month
1st Friday 3rd Friday

● Area B

Every Month
2nd Monday 4th Monday

How to put out "Miscellaneous paper"

Put out with the following method to prevent scattering



Fold the paper box flat and bind them with string.

※ Vinyl string is OK
※ Do not bind with anything (such as gummed tape) other than a string



Put them in a paper bag and bind them up

※ Remove non-paper handles (vinyl, etc.) and put out as "general waste".

Do not put out by the following way



Bind with something other than a string (such as gum tape)



The non-paper handle (vinyl, etc.) of the paper bag has not been removed.



Put it in a plastic bag or cardboard box

"Miscellaneous paper" (flammable recyclable waste)

Things that can't be put out as Miscellaneous paper

- ① Items with materials (plastic, adhesive, etc.) other than paper
- ② Special processed Items (waterproofing, etc.)
- ③ Items with dirt or odor
- ④ Other non-recyclable items

Example



Sublimation transfer paper

iron print paper, etc.



Sticker, adhesive tape



Synthetic paper, stone paper

bathroom learning posters, etc.



Paper with paints and crayons



Japanese writing paper



Composite material

cushioning envelope for mail order, etc.



Sealed postcard




Photographic paper

photographs, etc.



Foil pressed paper

gold or silver colored paper, etc.



Japanese paper



Carbon paper, non-carbon paper



Thermal paper

receipt, etc.



Smelled paper

soap, incense sticks, detergent boxes, etc.



Stuffing

for bags, shoes, etc.



Paper used for housing materials

wallpaper, tarpaulin, etc.



Waterproof paper

paper cups, paper plates, etc.



Parchment paper, parchment paper

cooking sheet, etc.



Paper with food residue

pizza, cake box, etc.



Laminated paper, resin, aluminum coated paper



Shredded paper

General waste with miscellaneous paper is collectable.

Put them out as general waste if you don't know whether it is general waste or miscellaneous paper.



Other color bottles (non-flammable recyclable waste)

Bottle type

4 categories

① Returnable bottles

② Glass bottles (brown)

③ Glass bottles

④ Other color bottles

Colorless, transparent and color bottles other than brown
Blue, green, etc.

Oiled bottles and cosmetic bottles are also non-flammable recyclable waste (bottles).



Oiled bottles
Cooking oil, chili oil, dressing, etc.



Cosmetic bottles
Face lotion, hair dressing, manicure, etc.

Separate into ② ③ ④ by color

How to separate and put out bottles (non-flammable recyclable waste)

- Use up contents and remove lid.
Made of plastic: General waste
Metal: Crushable large garbage
* You may not remove screw part on bottle top
- Wash bottles with water
- Separate bottles into 4 categories (①-④) and put them in a transparent bag.



① Returnable bottles

1.8ℓ bottles, beer bottles (large) (medium)

- Any color is acceptable
- Separate broken or oiled bottles into ②③④

Separate bottles other than returnable ones



② Glass bottles (brown)

③ Glass bottles

④ Other color bottles

If broken, ② ③ ④ are OK. Including oiled or cosmetic bottles. Including oiled or cosmetic bottles.

Collection Day



Non-flammable recyclable waste

- Area A**
Every Month
1st Tuesday 3rd Tuesday
- Area B**
Every Month
2nd Thursday 4th Thursday

Items that cannot be put out as bottles (non-flammable recyclable waste)

A bottle containing items other than food, drinks or items applying to body

Example



Bottles of agricultural chemicals or powerful drug

Wash inside with water and put out as general waste

Put out glass tableware and heat-resistant glass as general waste because of different materials from bottles.



No need to make holes in gas or spray cans

1



Use up contents completely

※ Shake can and make sure it's empty



2



Put only gas cans and spray cans in a transparent bag without making holes


- No problem even there are holes in it
- No problem even the caps are still attached
- LP gas cylinders cannot be collected or brought in

3



Crushable large garbage

Put out on the collecting day of "Crushable large garbage (Dangerous waste)"

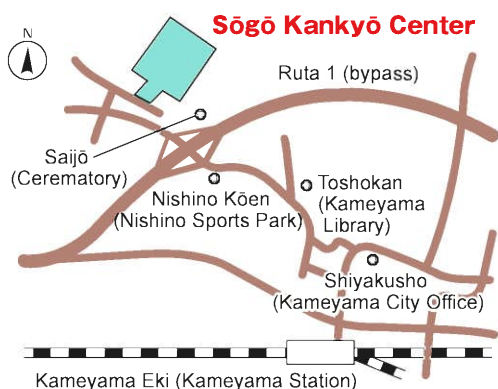


To prevent accidents

● Gas cans / spray cans ● Gas lighter

Put them in separate transparent bags

Never mix it with other waste!



Sangyou Kankyoubu Kankyoka

〒519-0166

Kameyama-shi, Fuke-chō 442

TEL : 0595-82-8081 FAX : 0595-82-4435